

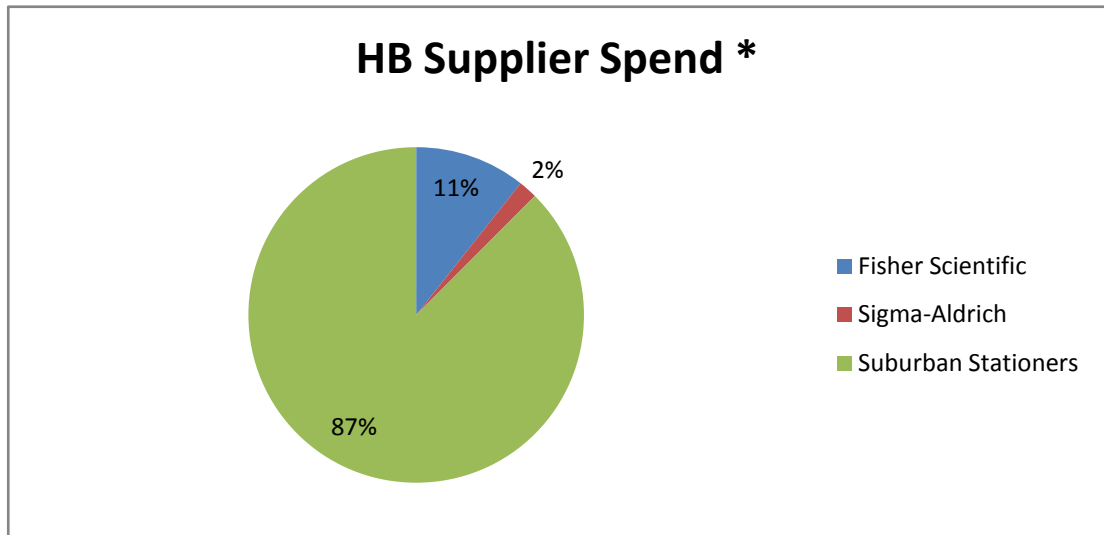
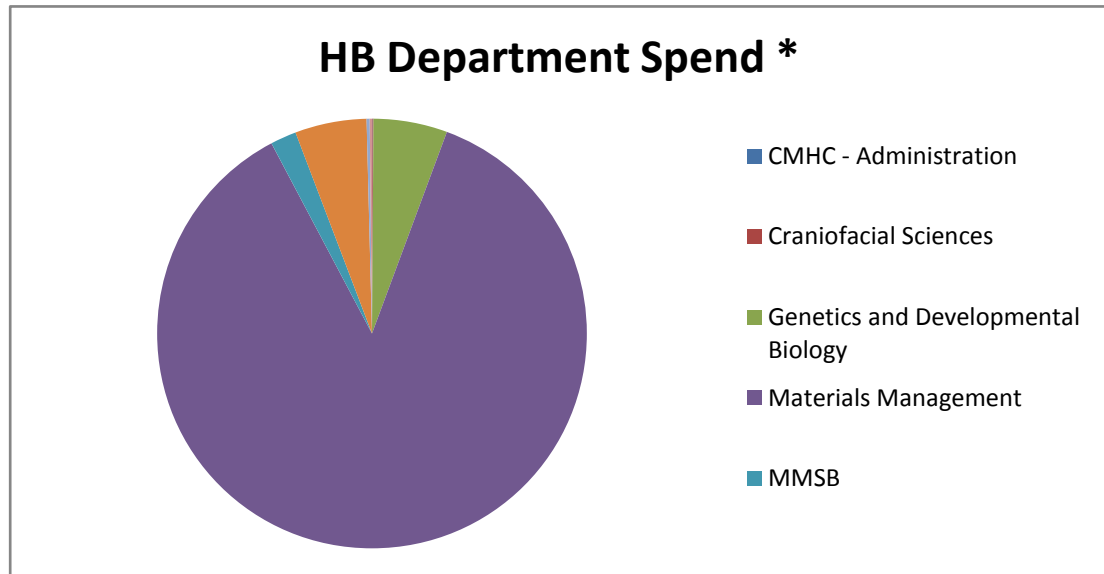
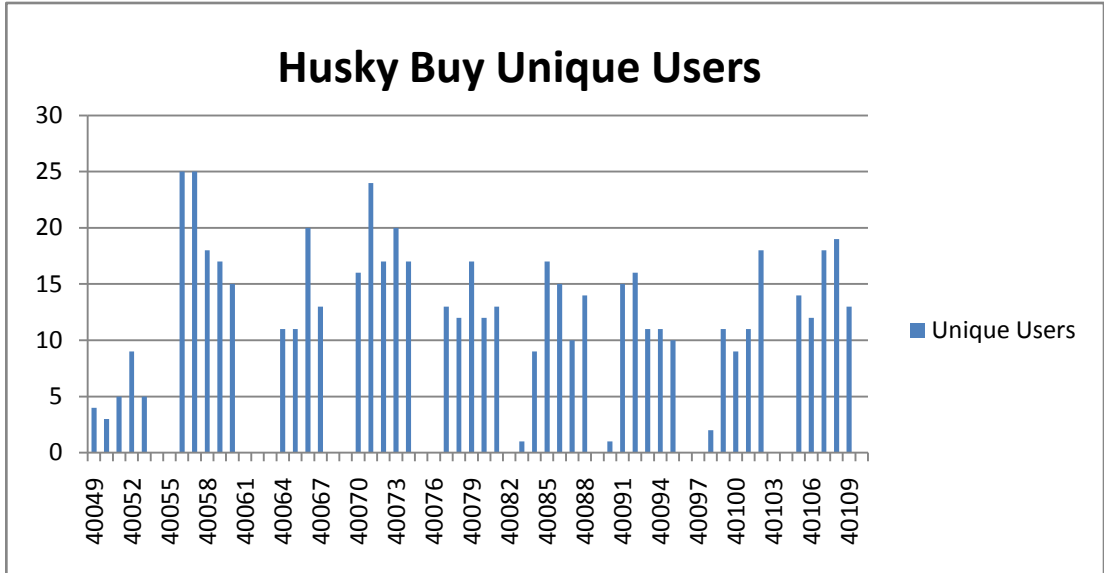
HB Department Summary			
Department	User Count	PO Count	Total Spend *
CMHC - Administration	1	2	\$75
Craniofacial Sciences	1	1	\$179
Genetics and Developmental Biology	7	35	\$12,577
Materials Management	5	282	\$196,136
MMSB	3	20	\$4,411
Neuroscience	4	59	\$12,194
Purchasing Services	2	3	\$540
Reconstructive Sciences	2	4	\$383
Total	25	406	\$226,495

HB Supplier Summary		
Supplier	PO Count	Total Spend *
Fisher Scientific	74	\$24,170
Sigma-Aldrich	26	\$4,105
Suburban Stationers	306	\$198,220
Total	406	\$226,495

HB Department Spend *			
Department	Fisher	Sigma	Suburban
CMHC - Administration	\$0	\$0	\$75
Craniofacial Sciences	\$0	\$179	\$0
Genetics and Developmental Biology	\$11,249	\$1,328	\$0
Materials Management	\$0	\$0	\$196,136
MMSB	\$3,776	\$513	\$122
Neuroscience	\$9,146	\$2,078	\$971
Purchasing Services	\$0	\$7	\$533
Reconstructive Sciences	\$0	\$0	\$383
Total	\$24,171	\$4,105	\$198,220

HB Invoice Summary				
Supplier	Inv Count	Est Inv Total	Inv Process Count	Inv Process Total
Fisher Scientific	53	\$21,904	52	\$21,630
Sigma-Aldrich	5	\$3,682	4	\$3,093
Suburban Stationers	8	\$148,788	6	\$114,278
Total	66	\$174,375	62	\$139,001

* Spend does not include Shipping and Handling Charges



* Spend does not include Shipping and Handling Charges