

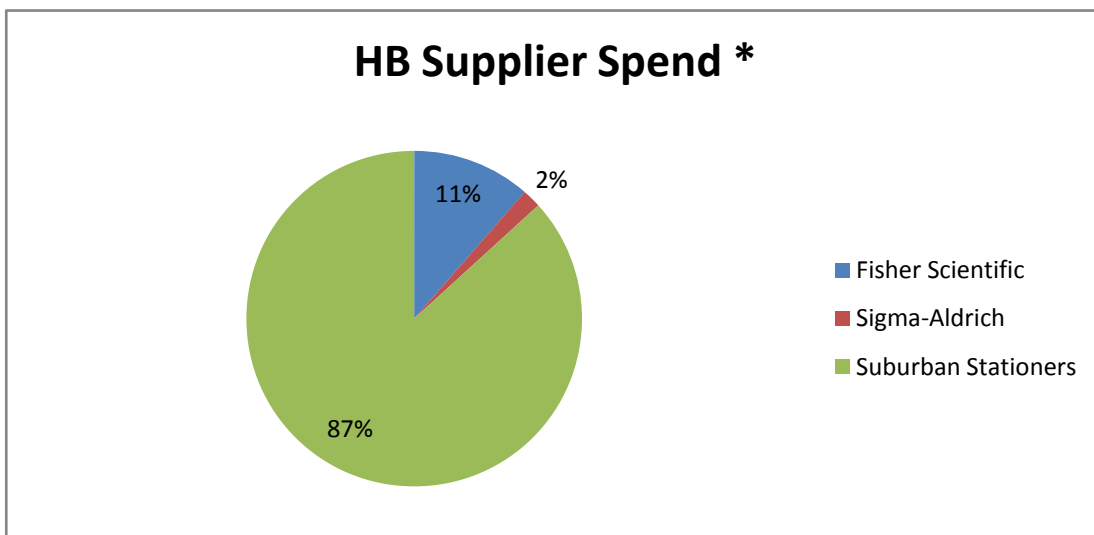
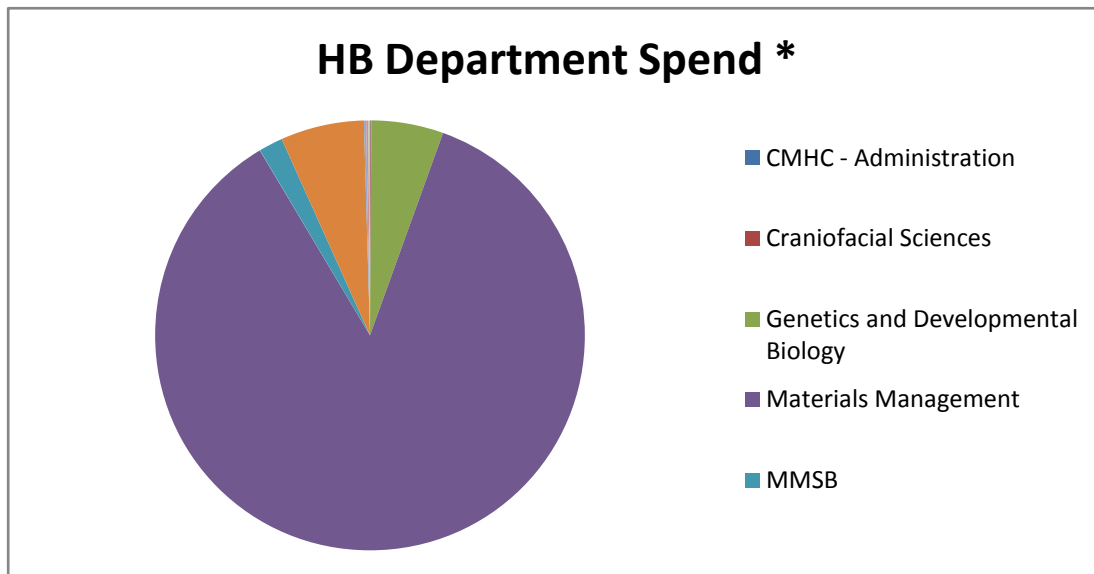
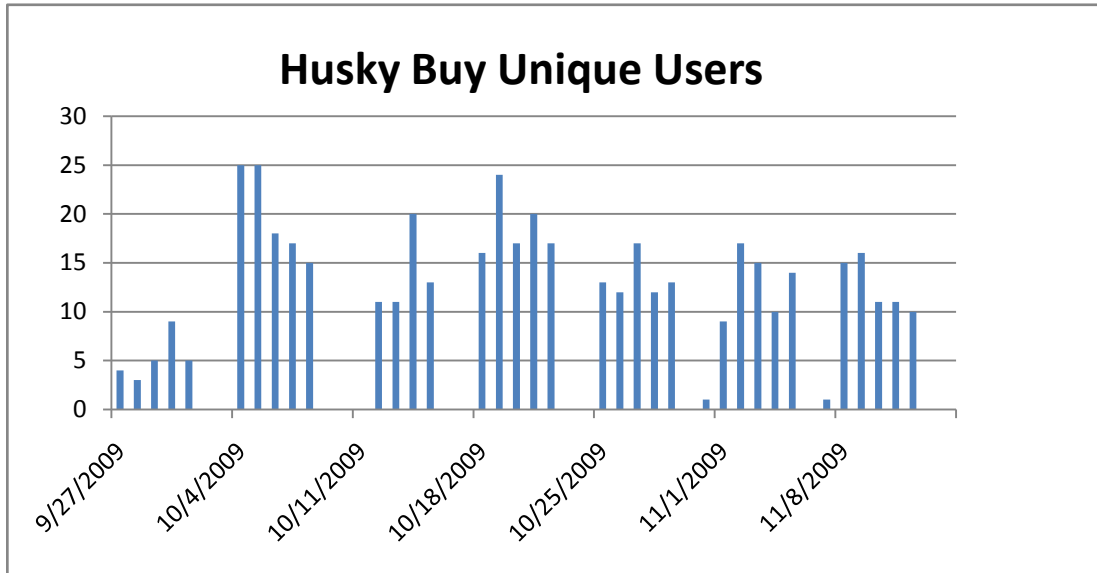
HB Department Summary			
Department	User Count	PO Count	Total Spend *
CMHC - Administration	1	3	\$124
Craniofacial Sciences	1	2	\$184
Genetics and Developmental Biology	7	45	\$16,492
Materials Management	5	423	\$262,214
MMSB	3	21	\$5,559
Neuroscience	4	87	\$19,090
Purchasing Services	2	3	\$540
Reconstructive Sciences	2	6	\$489
Oral Health & Diagnostic	1	1	\$378
Total	26	591	\$305,070

HB Supplier Summary		
Supplier	PO Count	Total Spend *
Fisher Scientific	105	\$34,871
Sigma-Aldrich	33	\$5,482
Suburban Stationers	453	\$264,719
Total	591	\$305,072

HB Department Spend *			
Department	Fisher	Sigma	Suburban
CMHC - Administration	\$0	\$0	\$124
Craniofacial Sciences	\$0	\$179	\$5
Genetics and Developmental Biology	\$14,781	\$1,703	\$8
Materials Management	\$0	\$0	\$262,214
MMSB	\$4,925	\$513	\$122
Neuroscience	\$15,165	\$2,702	\$1,223
Purchasing Services	\$0	\$7	\$533
Reconstructive Sciences	\$0	\$0	\$489
Oral Health & Diagnostic	\$0	\$378	\$0
Total	\$34,871	\$5,482	\$264,718

HB Invoice Summary				
Supplier	Inv Count	Est Inv Total	Inv Process Count	Inv Process Total
Fisher Scientific	56	\$28,283	56	\$28,283
Sigma-Aldrich	6	\$4,869	6	\$4,869
Suburban Stationers	11	\$241,754	9	\$193,457
Total	73	\$274,905	71	\$226,609

* Spend does not include Shipping and Handling Charges



* Spend does not include Shipping and Handling Charges